

PRO-FORM[®]

GET YOUR GUARD ON[™]



PROTECTION

Pro-Form® mouthguards provide top-quality protection, retention, comfort, and fit without hindering speech or breathing during athletic activity. Pro-Form® maintains its shape and protection long after other mouthguards have worn out.

PROTECTION BEYOND YOUR MOUTH

10%

An athlete has a 10% chance of receiving an orofacial injury every season of play¹

45%

There is 45% chance of a facial or dental injury in the lifetime of an athlete¹

¹ Source: dentalcare.com

dual-layer lamination

shock-absorbing surface

protects soft tissue around the mouth

cushions teeth from high impact

protects jaw joint



FORMFITTING

PROTECTION FOR THOSE THAT NEED IT MOST

Pro-Form® has even thinner mouthguard material for younger athletes. Also available are Extra-Pro Laminates, which are triple-layered to provide more protection and extra bulk for very high-impact sports such as Boxing or MMA.

PRO-FORM® MOUTHGUARD VS. BOIL AND BITE

The custom-fit mouthguard is the absolute top-of-the-line when it comes to type of mouthguard; followed by the boil-and-bite. This is determined by the overall fit, retention, and wearer's compliance. The Pro-Form® custom-fit mouthguard specifically excels in every category, allowing for maximum athletic performance.

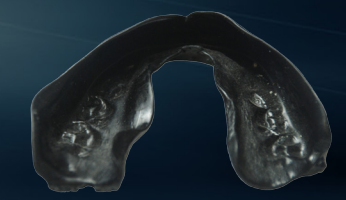


59.6% of children between the ages of 7 and 10 have the highest number of injuries¹

VS.



PRO-FORM® MOUTHGUARD



GENERIC BOIL & BITE

¹ Source: Sports-Related Dental Injuries and Sports Dentistry

PROFESSIONAL

Pro-Form® custom-made mouthguards are used by professional and amateur athletes in almost every sport, all over the world. Provide the ultimate custom experience with our color options. Pro-Form's® options are virtually limitless, allowing you to mix and match any team colors imaginable.

CUSTOMIZE IT


- Over 200+ color combos & styles
- Available in square or round
- Dual color and Tri-colored mouthguards can be matched to any customized specifications




SINGLE COLOR



DUAL COLORED



TRI-COLORED



- #9601020 White
- #9601040 Yellow
- #9600850 Orange
- #9600910 Red
- #9600886 Pink
- #9600820 Maroon
- #9600870 Purple
- #9598060 Blue
- #9600800 Green
- #9598730 Black
- #9600850 Clear

TIE-DYE GUARDS



- #7924000 Wilderness
- #7954000 Patriot
- #7944000 Midnight
- #7965000 Shamrock
- #7934000 Flamingo
- #7911111 Rainbow
- #7974000 All In

GLITTER GUARDS



- #7965030 Yellow Glitter
- #7965020 Orange Glitter
- #7965050 Purple Glitter
- #7965040 Green Glitter
- #7965060 Pink Glitter
- #7965010 Blue Glitter
- #7965070 Assorted

FUN GUARDS



- #9601039 White Polkadot
- #9599077 Blood
- #9598079 Blue Polkadot
- #9599075 Fangs
- #9600929 Red Polkadot

MULTIFORM

Defend your colors and your mouth at the same time!



breathability



#9598380 Algeria

#9599340 Argentina

#9598060 Australia

#9596335 Belgium

#9598910 Bosnia & Herzegovina

#9132700 Brazil

#9598830 Chile

#9132990 Costa Rica

#9599875 Germany



#9599610 Ivory Coast

#9598660 England

#9596395 France

#9598901 Ghana

#9599340 Greece

#9599340 Honduras

#9598875 Italy

#9599660 Japan

#9599296 Columbia



#9598840 Croatia

#9598810 Mexico

#9598830 Netherlands

#9598802 Nigeria

#9598540 Portugal

#9599170 Switzerland

#9598422 Spain

#9599340 Uruguay

#9596395 USA



PERFORMANCE

A CUSTOM MOUTHGUARD'S COMPETITIVE EDGE

Pro-Form® mouthguards allow athletes to breathe during competition, and they enhance performance.

- Oxygen intake for maximum performance and endurance
- Speech for clear communication on the field
- Natural and secure fit that won't hurt sensitive gums
- Dual laminated for maximum protection
- Professional Fit made for a perfect fit to any mouth size
- Cool colors with optional break-off strap



13-39%

13-39% of all dental injuries that occur are sports-related¹



33-56%

Athletes have a 33-56% chance of receiving an orofacial injury during their playing career²




60x

Tooth damage is 60 times more likely if a player is not wearing a mouthguard³

¹ Source: Sports-Related Dental Injuries and Sports Dentistry ³ Source: Importance of Mouthguards in Sports by Kate Ranta
² Source: dentalcare.com

PROFIT

Pro-Form® mouthguards have been protecting teeth since 1967 and lead the market in saving teeth and money. Create a dynasty team with a high return on investment thanks to Pro-Form's® affordable equipment and materials. As much as you want to protect mouths with a high-quality product, you also should protect your investment. Look at the numbers and see that the initial investment can yield potential profits. Get off the bench and start increasing ROI!



Offering Pro-Form® mouthguards is a solid way to increase your office's ROI each and every year. The charts above give you examples of start-up costs, annual revenue, and annual profit from Pro-Form® mouthguard offerings. These statistics prove how Pro-Form® can very well be an all-star in your office's earnings!

Chart 1 is an example of your first year in the mouthguard business. Say you purchase 100 laminates and one Machine III Vacuum Former, for a total investment of \$1,025. If you charge the typical fee of \$90/mouthguard, that gives your office a revenue of \$9,000 for the year. Subtract your start-up costs (\$1,025), and your first year annual profit off Pro-Form® is \$7,975. Now, let's take a look at what happens the second year that you're in business, without the Machine III cost since you already have one. Your total investment is only \$600 for another 100 mouthguards, and charging \$90/mouthguard again your profits soar even higher - up to \$8,400 for your second year annual profit!

TRANSFORM

A dentist can help create the perfect custom-made Pro-Form® mouthguard. After taking an impression of the athlete's mouth, the mouthguard is vacuumed sealed around the impression to ensure a snug fit. The mouthguard laminate is dual-layered for ultimate comfort and maximum absorption of potential impact.



PRESSURE DOME
#9594050

The Pressure Dome teams up with vacuum formers to create a better fitting dental appliance.



AIR VAC XQ
#7000470

The silent but powerful pressure unit provides superior adaptation for dental plastics using laboratory or operator internal air compressors.



CENTRI-FUSE
#1009100

Pro-Form® offers the ultimate in customization, which enables the option to print anything on the mouthguard. Do you want your name, jersey number, team logo on the mouthguard?



heat element cover

handles to adjust platform position

contoured vacuum platform

handles to open/close frame

switch to activate heat & vacuum

cast iron base



MACHINE III
#7000330

The Machine III has been the team captain in Keystone Industries' long-lasting line of highly recommended vacuum former machines. The high power machine produces a more accurate and defined mouthguard.

INTERNATIONAL GAME CHANGER


INTERNATIONAL SALES ONLY



PRO-FORM® COMFORT

#9617502

The Pro-Form® Comfort is manufactured from high quality materials for a light and compact feel. The energy efficient machine has a vacuum that's powerful and quiet to help speed up the thermoforming process while delivering utmost precision.



PRO-FORM® DELUXE

#9617504

The Pro-Form® Deluxe raises and lowers the material by electric motor, eliminating error and maximizing accuracy. The machine's program ability also ensures that each thermoforming sheet is heated to its precise temperature.



PRO-FORM® SILENT

#9617500

The Pro-Form® Silent is the most efficient machine in the Pro-Form® series. With the same pump as the other machines, the Pro-Form® Silent manually lowers the thermoplastic laminates. The machine is still made of the same high-quality materials as the Comfort and Deluxe models, such as the sturdy base and the same powerful vacuum. The Pro-Form® Silent is a basic machine that will get you started in making high quality Pro-Form® Products.



SCAN TO WATCH
A DEMONSTRATION

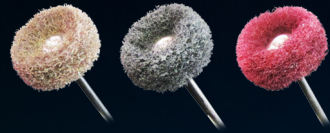


ACCESSORIES

We offer a full lineup of accessories that help create the best custom-fit mouthguard possible.



Z-BUR
#1201995



MINIATURE SCOTCH BRITE
#1670016 Coarse
#1670092 Medium
#1670091 Fine



UTILITY SCISSORS
#9139720



HEAVY DUTY STRAP BOX
#9575615 Black
#9575635 Gray



SILICONE LUBRICANT
#7000480



INSTA COOL
#7000333



MOLD RELEASE SPRAY
#5940310



MICROTORCH
#9139680



PRODUCTION



1 Place the mouthguard material into the frame and heat until a half-inch droop appears. Spray model with silicone and place on vacuum platform.



2 Lower the material onto the model. If using Pro-Form® laminates, position the Pro-Form® brace approximately 3 millimeters from the incisal edge on the palatal side of the interiors.



3 After positioning the model, turn on the vacuum former and allow the suction to continue for 30 to 60 seconds. Attach strap at this point. See strap attachment instructions on the next page.



4 Cool the appliance on bench for 20 minutes. To shorten cool time place in ice water or spray with Insta cool.




5 Trim the mouthguard off the model with a crown and bridge scissors.




6 After trimming to the desired shape, mount the appliance back on the model and use a micro torch to bevel and smooth the edges in the gingival areas (or use Mouthguard Finishing Kit).

STRAP ATTACHMENT



1 Add strap immediately after vacuum forming. As mouthguard begins to droop in vacuum former, heat attach end of strap with micro torch.



After mouthguard is formed, but before removing from machine, attach heated end of strap directly onto the facial part of the labial surface of centrals or mouthguard. Be sure strap is near incisal edge of mouthguard.




Both strap surface and mouthguard surface must be hot for proper fusion of strap and mouthguard.

After strap and mouthguard are fused, use a hot wax spatula or soldering iron to feather the strap's edges into the mouthguard.

Final finishing of mouthguard can be completed. (Use Mouthguard Finishing Kit or MicroTorch.)

Mouthguard

Regular .150, Heavy Duty .200



- Soft EVA
- Variety of colors
- anterior brace mechanism
- strap available

Niteguard

.120 thick



- Two layers of EVA
- 30% denser than mouthguard

Dual/E-Gasket


2, 3, & 5 mm, .80, .125, .200 clear



- Hard upper level
- soft retentive lower layer
- acrylic bonds to both layers

Splint

.020, .040, .060, .080, .100, .120



- Thin, clear material
- acrylic adheres to material
- easily bubbles if over heated

Soft EVA


.040, .060, .080



- soft, clear EVA
- easily vacuum formed & trimmed

Base Plate


.060, .080, & .100



- pure high impact styrene
- low melt temperature

Tray Material

.125, .150



- pure high impact styrene
- spacer foam

Temp. Crown & Bridge


.020



- thin, clear material
- acrylic does not stick to material

Coping

.020, .030, .040



- thin, opaque material
- 5" x 5" sheet of PolyPro
- low melt temperature
- excellent thermoforming characteristics

Bleaching Laminates



- stiff upper thin material for margin control
- foam liner for bleach absorption

Temp. Retainer

.030



- stiff, clear materials
- acrylic adheres to material
- high melt temperature

All materials are available in 5" x 5" square or round sheets






ADDITIONAL THERMOPLASTICS



480 South Democrat Road, Gibbstown, New Jersey, 08027 **1-800-333-3131**

Werner-von-Siemens Str. 14a D-78224 Singen, Germany **+49 7731 912101**

Socialize with Keystone Industries   

Visit us at www.keystoneind.com